


FILM FEST BUNTING!







Why not
'pop' on a
film?

Instructions

- 1** Print out the flags on the following pages, it's best to use card rather than paper.
- 2** Ask an adult to carefully cut out each bunting flag.
- 3** Use a needle or hole punch to pop two holes into the top corners of each flag.
- 4** Take a length of ribbon, string or twine and thread through the holes.
- 5** Continue until you have threaded all the flags on.
- 6** Hang the bunting above your cinema screen (or television!) ready for your Frugt Film Fest!












Love Organic

წიკა






FILM FEST POPCORN BOX



Instructions


- 1** Print out the following page as many times as needed, it's best to use card rather than paper.
- 2** Ask an adult to carefully cut along the dotted lines.
- 3** Fold along each of the solid lines.
- 4** Using glue or double-sided tape, stick down the tabs to create the shape of your popcorn box.
- 5** Fill with yummy goodies (such as popcorn) ready for your Film Fest!



POPCORN BOX



★ ★ ★ Our family **FILM FEST!** ★ ★ ★ ★



NOW SHOWING:


.....
DATE:

TIME:

.....
MENU:

.....
DRINKS:

★ **ENJOY THE SHOW!** ★



Our family **FILM FEST!**

FILM TITLE:

.....

OUR RATING: (Colour me!)



WHAT WE LIKED:

.....

WHAT WE DISLIKED:

.....

OUR FAVOURITE PART:

.....

WOULD WE WATCH AGAIN?



Our family **FILM FEST!**

FILM TITLE:

.....

OUR RATING: (Colour me!)



WHAT WE LIKED:

.....

WHAT WE DISLIKED:

.....

OUR FAVOURITE PART:

.....

WOULD WE WATCH AGAIN?

